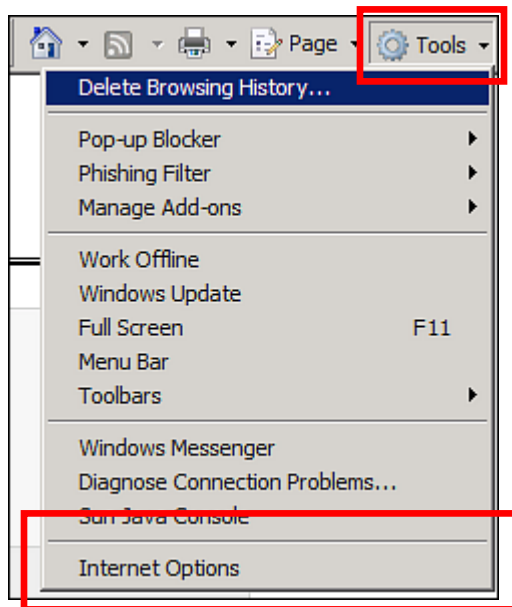


Internet Explorer 7 Browser Settings

The following settings are required when you are using PeopleSoft Administrative Services or the SOLAR System with Internet Explorer. Failure to do so may result in unsuccessful downloads and blocked pop-up windows. For instance, you will not be able to download the Class Roster in SOLAR.

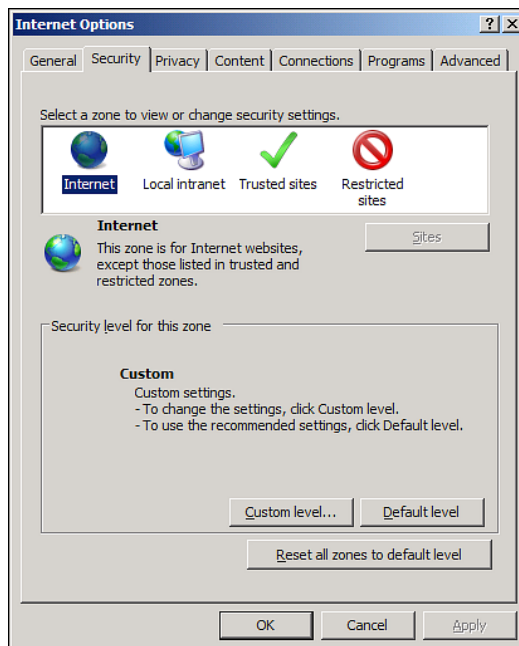
Internet Options

- Open **Internet Explorer**



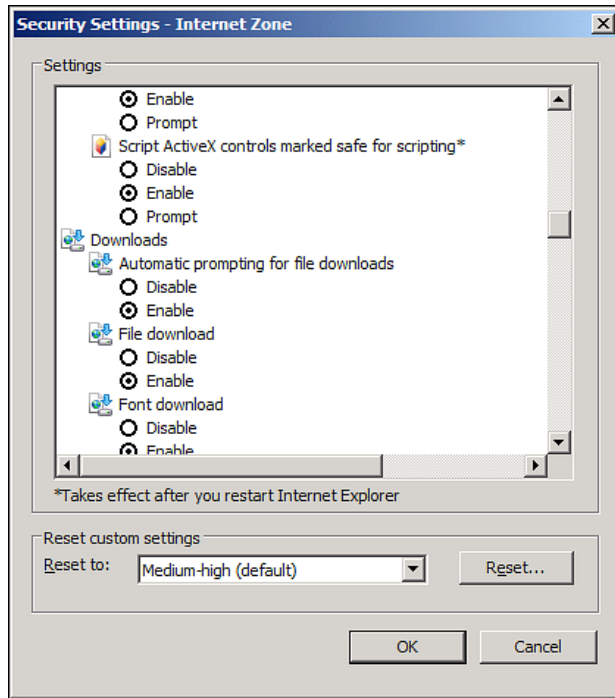
Click the **Tools** button

Click **Internet Options**



Click the **Security** tab

Click **Custom Level**



Scroll to the **Downloads** section of the list

Click **Enable** under **Automatic prompting for file downloads**

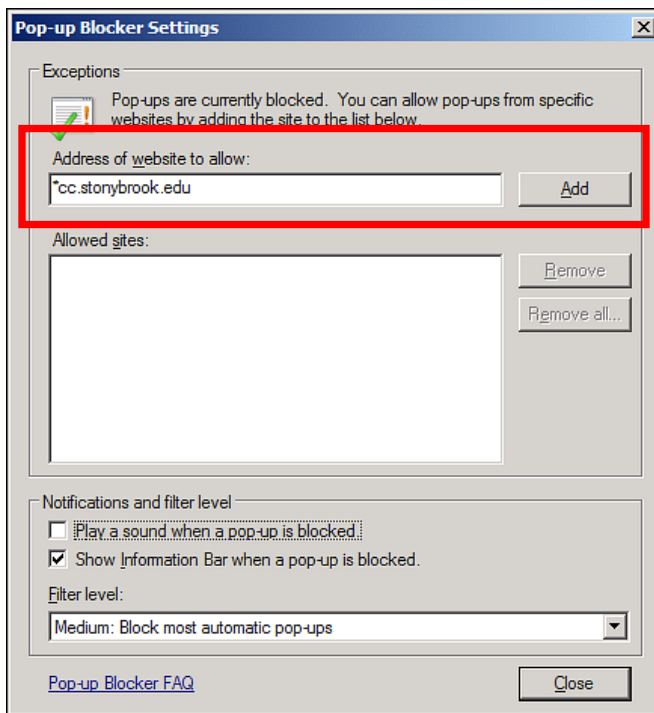
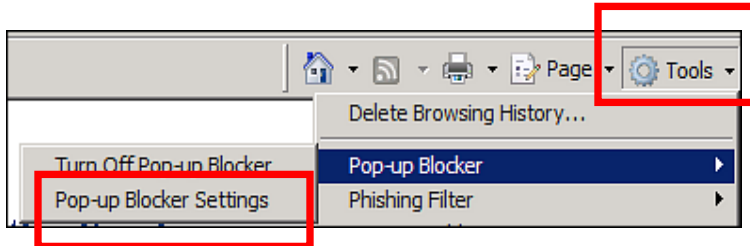
Click **OK**

Click **Yes** to confirm that you want to make the change

Click **OK** to exit Internet Options

Always Allow Pop-Ups

- Open **Internet Explorer**
- Click the **Tools** button
- Click **Pop-Up Blocker > Pop-Up Blocker Settings**



Type ***.cc.stonybrook.edu**
Click **Add**

Type ***.cc.sunysb.edu**
Click **Add**

Click **Close**